

CIVCO RT Set-up Sheet

C-Qual™
Breastboard

Monarch™
Overhead Arm Positioner

C-Qual™ Breastboard with Monarch™ Overhead Arm Positioner

Patient:

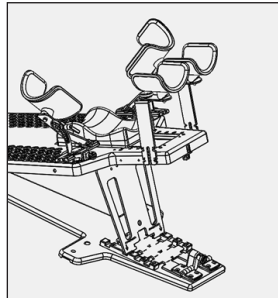
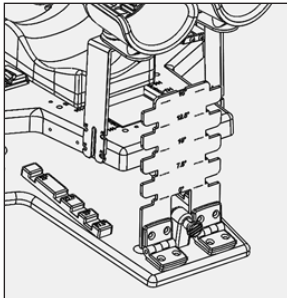
Date:

Notes:

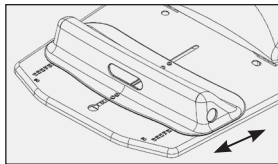
Head Support Used

1 Index Lok-Bar™ to table (ex: H1, F2)

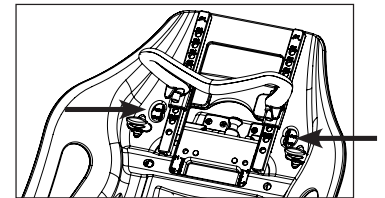
2 Set Tilting Board Elevation Angle (5° - 25°)



3 Position Bottom Stop (B0-B10)



4 Set Monarch™ Overhead Arm Positioner (P0-P77)



5 Hand Grip Used (check one)

One Piece Placement (G1 - G12)	Hand Position Top Side
-----------------------------------	--------------------------------

Individual Grips

Left (G1 - G12):

Right (G1 - G12):

6 Laser Alignment Location

7 Thermoplastics Used

Head-Only	Yes	No
-----------	-----	----

Breast	Yes	No
--------	-----	----

Contact CIVCO RT at info@CivcoRT.com
for assistance in customizing this setup
sheet for your clinical use.

Global Sales Office
Orange City, Iowa, USA
800.842.8688 | +1 712.737.8688

info@CivcoRT.com
www.CivcoRT.com

©COPYRIGHT © 2022. CIVCO IS A REGISTERED TRADEMARK OF CIVCO MEDICAL SOLUTIONS. CIVCO RADIOTHERAPY, CIVCO RT, C-QUAL, LOK-BAR, AND MONARCH ARE TRADEMARKS OF MEDTEC LLC. ALL OTHER TRADEMARKS ARE PROPERTY OF THEIR RESPECTIVE OWNERS. ALL PRODUCTS MAY NOT BE LICENSED IN ACCORDANCE WITH CANADIAN LAW.
2017C1241 REV. C

CIVCO
Radiotherapy™