

# CIVCO RT Set-up Sheet

## Body Pro-Lok ONE™ System with ONEPlatform™ or Universal Couchtop™

Patient:

Date:

Notes:

**Important instructions, please read:**

- When indexing to the Universal Couchtop, use the indexing marks along the side of the couchtop for indexing Lok-Bars™ and the indexing marks along the top of the couchtop for indexing Body Pro-Lok ONE devices.
- When transferring a setup from the Universal Couchtop™ or ONEPlatform™ to the Body Pro-Lok ONE Rails-Only System, the ONEBridge™ must be adjusted and set 50 mm lower than on the Universal Couchtop or ONEPlatform\*.
- When transferring a setup from the Universal Couchtop or ONEPlatform™ to the iBEAM® evo Couchtop with the Body Pro-Lok ONE evo Adapter, reference Appendix A for available setup regions\*.



\*Separate set-up sheets for Body Pro-Lok ONE Rails-Only and evo Adapter are available.

**If utilizing the ONEPlatform, start at #1**

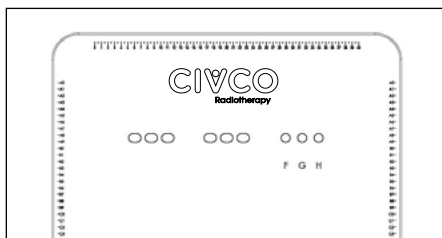
**If indexing directly to the Universal Couchtop, skip to #4**

**1** Lok-Bars™ for indexing the ONEPlatform are indexed to table at:

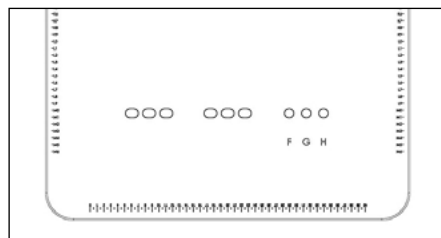
**2** Lateral Lok-Bar Position:    F        G        H

**3** Lateral Position (only if using a Transverse Lok-Bar)

A) Head end indexed at:



B) Food end indexed at:

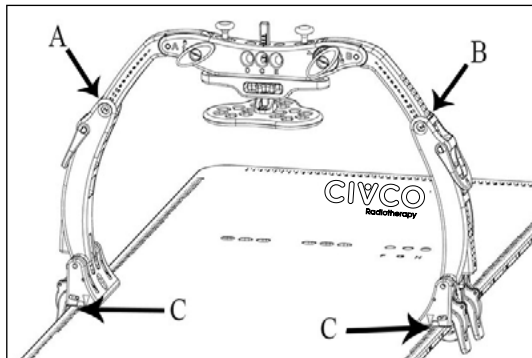


**4** Respiratory Plate (check all that apply):

Standard

Wide

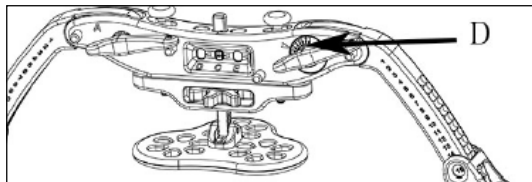
ComfortCare™ Cushion



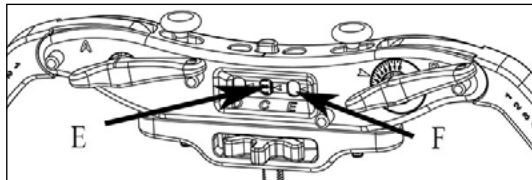
A) ONEBridge™ Side A:

B) ONEBridge Side B:

C) Docking Index:

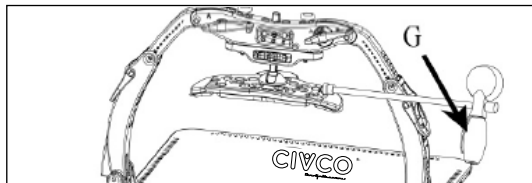


D) ONEBridge Lateral Position:



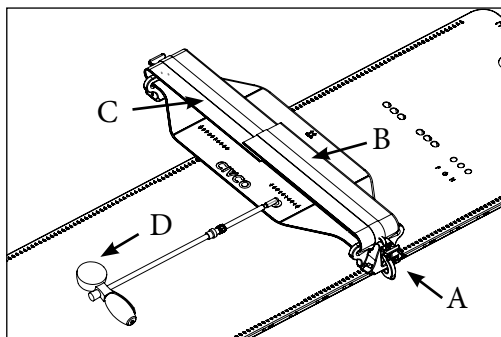
E) Respiratory Plate Height:

F) Respiratory Plate Lateral Position: D C E



G) Set pressure between: and  
(only if using ComfortCare Cushion)

**5** Respiratory Belt (check if utilized)



A) Docking Index:

B) Left velcro strap indexed at: -

C) Right velcro strap indexed at: -

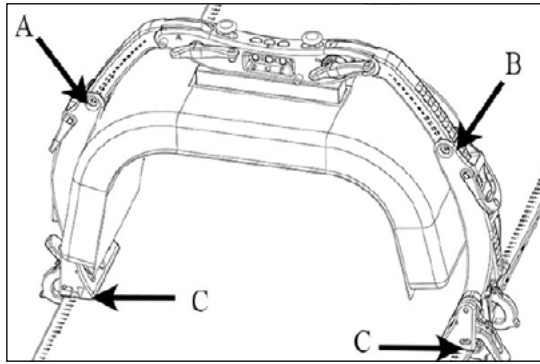
D) Set pressure between: and

**6** Patient Hand Grips (check if utilized)

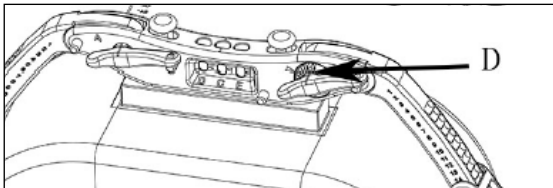
Right hand grip indexed at:

Left hand grip indexed at:

**7** Clam-Lok™ Cushion (check if utilized)

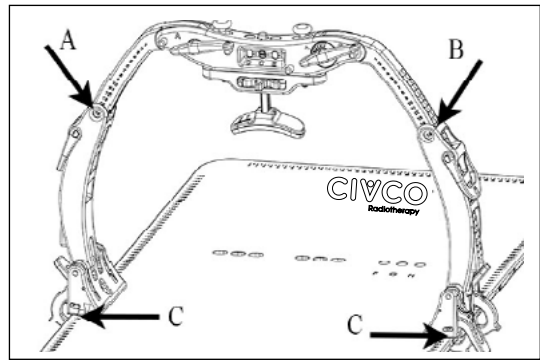


- A) ONEBridge™ Side A:
- B) ONEBridge Side B:
- C) Docking Index:

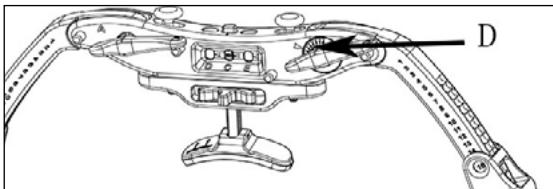


- D) ONEBridge Lateral Position:

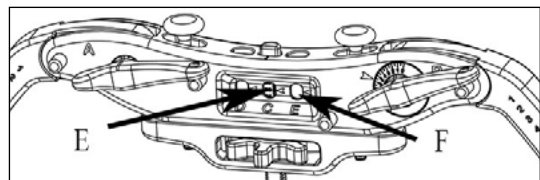
**8** Forehead Brace (check if utilized)



- A) ONEBridge Side A:
- B) ONEBridge Side B:
- C) Docking Index:



- D) ONEBridge Lateral Position:



- E) Forehead Brace Height:
- F) Forehead Brace Lateral Position: D C E

---

9 Additional indexable accessory:  
Indexed at:

---

10 Additional indexable accessory:  
Indexed at:

---

11 Additional indexable accessory:  
Indexed at:

---

12 Additional indexable accessory:  
Indexed at:

---

**Global Sales Office**  
Orange City, Iowa, USA  
800.842.8688 | +1 712.737.8688

info@CivcoRT.com  
www.CivcoRT.com



COPYRIGHT © 2022. CIVCO IS A REGISTERED TRADEMARK OF CIVCO MEDICAL SOLUTIONS. BODY PRO-LOK, CIVCO RADIOTHERAPY, CIVCO RT, CLAM-LOK, COMFORTCARE, LOK-BAR, ONEBRIDGE, ONEPLATFORM AND UNIVERSAL COUCHTOP ARE TRADEMARKS OF MEDTEC LLC. ALL OTHER TRADEMARKS ARE PROPERTY OF THEIR RESPECTIVE OWNERS. ALL PRODUCTS MAY NOT BE LICENSED IN ACCORDANCE WITH CANADIAN LAW.  
2017R1277 REV C